



# Using JavaBeans Components in JSP Documents

Customized J2EE Training: <http://courses.coreservlets.com/>

Servlets, JSP, Struts, JSF, EJB3, Ajax, Java 5, Java 6, etc. Ruby/Rails coming soon.

Developed and taught by well-known author and developer. At public venues or onsite at *your* location.



For live Java training, please see training courses at <http://courses.coreservlets.com/>. Servlets, JSP, Struts, JSF, Ajax, Java 5, Java 6, and customized combinations of topics. Ruby/Rails coming soon.



Taught by the author of *Core Servlets and JSP*, *More Servlets and JSP*, and this tutorial. Available at public venues, or customized versions can be held on-site at your organization.


# Agenda

- Understanding the benefits of beans
- Creating beans
- Installing bean classes on your server
- Accessing bean properties
- Explicitly setting bean properties
- Automatically setting bean properties from request parameters
- Sharing beans among multiple servlets and JSP pages

4

J2EE training: <http://courses.coreservlets.com>

# Uses of JSP Constructs

- Simple Application
- 
- Complex Application
- Scripting elements calling servlet code directly
  - Scripting elements calling servlet code indirectly (by means of utility classes)
  - **Beans**
  - Servlet/JSP combo (MVC)
  - MVC with JSP expression language
  - Custom tags
  - MVC with beans, custom tags, and a framework like Struts or JSF

5

J2EE training: <http://courses.coreservlets.com>

## Background: What Are Beans?

- **Java classes that follow certain conventions**
  - Must have a zero-argument (empty) constructor
    - You can satisfy this requirement either by explicitly defining such a constructor or by omitting all constructors
  - Should have no public instance variables (fields)
    - I hope you already follow this practice and use accessor methods instead of allowing direct access to fields
  - Persistent values should be accessed through methods called `getXxx` and `setXxx`
    - If class has method `getTitle` that returns a `String`, class is said to have a `String` *property* named `title`
    - Boolean properties use `isXxx` instead of `getXxx`
  - For more on beans, see <http://java.sun.com/beans/docs/>

6

J2EE training: <http://courses.coreservlets.com>

## Why You Should Use Accessors, Not Public Fields

- **To be a bean, you cannot have public fields**
- **So, you should replace**  
`public double speed;`
- **with**  
`private double speed;`  
  

```
public double getSpeed() {  
    return(speed);  
}  
public void setSpeed(double newSpeed) {  
    speed = newSpeed;  
}
```
- **You should do this in *all* your Java code anyhow. Why?**

7

J2EE training: <http://courses.coreservlets.com>

## Why You Should Use Accessors, Not Public Fields

- 1) You can put constraints on values

```
public void setSpeed(double newSpeed) {
    if (newSpeed < 0) {
        sendErrorMessage(...);
        newSpeed = Math.abs(newSpeed);
    }
    speed = newSpeed;
}
```

- If users of your class accessed the fields directly, then they would each be responsible for checking constraints.

8

J2EE training: <http://courses.coreservlets.com>

## Why You Should Use Accessors, Not Public Fields

- 2) You can change your internal representation without changing interface

```
// Now using metric units (kph, not mph)

public void setSpeed(double newSpeed) {
    setSpeedInKPH = convert(newSpeed);
}

public void setSpeedInKPH(double newSpeed) {
    speedInKPH = newSpeed;
}
```

9

J2EE training: <http://courses.coreservlets.com>

## Why You Should Use Accessors, Not Public Fields

- 3) You can perform arbitrary side effects

```
public double setSpeed(double newSpeed) {  
    speed = newSpeed;  
    updateSpeedometerDisplay();  
}
```

- If users of your class accessed the fields directly, then they would each be responsible for executing side effects. Too much work and runs huge risk of having display inconsistent from actual values.

## Using Beans: Basic Tasks

- **jsp:useBean**

- In the simplest case, this element builds a new bean. It is normally used as follows:

```
<jsp:useBean id="beanName" class="package.Class" />
```

- **jsp:getProperty**

- This element reads and outputs the value of a bean property. It is used as follows:

```
<jsp:getProperty name="beanName"  
    property="propertyName" />
```

- **jsp:setProperty**

- This element modifies a bean property (i.e., calls a method of the form setXxx). It is normally used as follows:

```
<jsp:setProperty name="beanName"  
    property="propertyName"  
    value="propertyValue" />
```

## Building Beans: jsp:useBean

- **Format**

- `<jsp:useBean id="name" class="package.Class" />`

- **Purpose**

- Allow instantiation of Java classes without explicit Java programming (XML-compatible syntax)

- **Notes**

- Simple interpretation:

- `<jsp:useBean id="book1" class="coreservlets.Book" />`

- can be thought of as equivalent to the scriptlet

- `<% coreservlets.Book book1 = new coreservlets.Book(); %>`

- But jsp:useBean has two additional advantages:

- It is easier to derive object values from request parameters
    - It is easier to share objects among pages or servlets

## Accessing Bean Properties: jsp:getProperty

- **Format**

- `<jsp:getProperty name="name" property="property" />`

- **Purpose**

- Allow access to bean properties (i.e., calls to getXxx methods) without explicit Java programming

- **Notes**

- `<jsp:getProperty name="book1" property="title" />`

- is equivalent to the following JSP expression

- `<%= book1.getTitle() %>`

# Setting Simple Bean Properties: `jsp:setProperty`

- **Format**

- `<jsp:setProperty name="name" property="property" value="value" />`

- **Purpose**

- Allow setting of bean properties (i.e., calls to `setXxx` methods) without explicit Java programming

- **Notes**

- `<jsp:setProperty name="book1" property="title" value="Core Servlets and JavaServer Pages" />`  
is equivalent to the following scriptlet  
`<% book1.setTitle("Core Servlets and JavaServer Pages"); %>`

14

J2EE training: <http://courses.coreservlets.com>

# Example: StringBean

```
package coreservlets;

public class StringBean {
    private String message = "No message specified";

    public String getMessage() {
        return(message);
    }

    public void setMessage(String message) {
        this.message = message;
    }
}
```

- **Beans installed in normal Java directory**
  - `.../WEB-INF/classes/directoryMatchingPackageName`
- **Beans (and utility classes) must *always* be in packages!**

15

J2EE training: <http://courses.coreservlets.com>

# JSP Page That Uses StringBean (Code)

```
<jsp:useBean id="stringBean"
             class="coreservlets.StringBean" />

<OL>
<LI>Initial value (from jsp:getProperty):
    <I><jsp:getProperty name="stringBean"
                      property="message" /></I>
<LI>Initial value (from JSP expression):
    <I><%= stringBean.getMessage() %></I>
<LI><jsp:setProperty name="stringBean"
                    property="message"
                    value="Best string bean: Fortex" />
    Value after setting property with jsp:setProperty:
    <I><jsp:getProperty name="stringBean"
                      property="message" /></I>
<LI><% stringBean.setMessage
    ("My favorite: Kentucky Wonder"); %>
    Value after setting property with scriptlet:
    <I><%= stringBean.getMessage() %></I>
</OL>
```

16

J2EE training: <http://courses.coreservlets.com>

# JSP Page That Uses StringBean (Result)



17

J2EE training: <http://courses.coreservlets.com>

## Setting Bean Properties Case 1: Explicit Conversion & Assignment

```
<!DOCTYPE ...>
...
<jsp:useBean id="entry"
             class="coreservlets.SaleEntry" />

<!-- setItemID expects a String -->

<jsp:setProperty
  name="entry"
  property="itemID"
  value='<%= request.getParameter("itemID") %>' />
```

## Setting Bean Properties Case 1: Explicit Conversion & Assignment

```
<%
int numItemsOrdered = 1;
try {
  numItemsOrdered =
    Integer.parseInt(request.getParameter("numItems"));
} catch(NumberFormatException nfe) {}
%>

<!-- setNumItems expects an int -->

<jsp:setProperty
  name="entry"
  property="numItems"
  value="<%= numItemsOrdered %>" />
```

# Setting Bean Properties Case 1: Explicit Conversion & Assignment

```
<%  
double discountCode = 1.0;  
try {  
    String discountString =  
        request.getParameter("discountCode");  
    discountCode =  
        Double.parseDouble(discountString);  
} catch(NumberFormatException nfe) {}  
%>  
  
<%-- setDiscountCode expects a double --%>  
  
<jsp:setProperty  
    name="entry"  
    property="discountCode"  
    value="<%= discountCode %>" />
```

20

J2EE training: <http://courses.coreservlets.com>

# Setting Bean Properties Case 1: Explicit Conversion & Assignment

Invoking SaleEntry1.jsp

Item ID:

Number of Items:

Discount Code:

Show Price

Using jsp:setProperty

Item ID	Unit Price	Number Ordered	Total Price
a1234	\$12.34	11	\$135.74

21

J2EE training: <http://courses.coreservlets.com>

## Case 2: Associating Individual Properties with Input Parameters

- Use the `param` attribute of `jsp:setProperty` to indicate that
  - Value should come from specified request parameter
  - Simple automatic type conversion should be performed for properties that expect values of standard types
    - boolean, Boolean, byte, Byte, char, Character, double, Double, int, Integer, float, Float, long, or Long.

## Case 2: Associating Individual Properties with Input Parameters

```
<jsp:useBean id="entry"  
             class="coreservlets.SaleEntry" />  
<jsp:setProperty  
  name="entry"  
  property="itemID"  
  param="itemID" />  
<jsp:setProperty  
  name="entry"  
  property="numItems"  
  param="numItems" />  
<jsp:setProperty  
  name="entry"  
  property="discountCode"  
  param="discountCode" />
```

## Case 3: Associating All Properties with Input Parameters

- Use "\*" for the value of the property attribute of `jsp:setProperty` to indicate that
  - Value should come from request parameter whose name matches property name
  - Simple automatic type conversion should be performed

## Case 3: Associating All Properties with Input Parameters

```
<jsp:useBean id="entry"  
             class="coreservlets.SaleEntry" />  
<jsp:setProperty name="entry" property="*" />
```

- This is extremely convenient for making "form beans" -- objects whose properties are filled in from a form submission.
  - You can even divide the process up across multiple forms, where each submission fills in part of the object.

## Sharing Beans

- You can use the `scope` attribute to specify additional places where bean is stored
  - Still also bound to local variable in `_jspService`
  - `<jsp:useBean id="..." class="..." scope="..." />`
- Lets multiple servlets or JSP pages share data
- Also permits conditional bean creation
  - Creates new object *only* if it can't find existing one

## Values of the scope Attribute

- **page** (`<jsp:useBean ... scope="page"/>` or `<jsp:useBean...>`)
  - Default value. Bean object should be placed in the `PageContext` object for the duration of the current request. Lets methods in same servlet access bean
- **application** (`<jsp:useBean ... scope="application"/>`)
  - Bean will be stored in `ServletContext` (available through the application variable or by call to `getServletContext()`). `ServletContext` is shared by all servlets in the same Web application (or all servlets on server if no explicit Web applications are defined).

## Values of the scope Attribute

- **session**  
(`<jsp:useBean ... scope="session"/>`)
  - Bean will be stored in the HttpSession object associated with the current request, where it can be accessed from regular servlet code with `getAttribute` and `setAttribute`, as with normal session objects.
- **request**  
(`<jsp:useBean ... scope="request"/>`)
  - Bean object should be placed in the ServletRequest object for the duration of the current request, where it is available by means of `getAttribute`

## Conditional Bean Operations

- **Bean conditionally created**
  - `jsp:useBean` results in new bean being instantiated only if no bean with same id and scope can be found.
  - If a bean with same id and scope is found, the preexisting bean is simply bound to variable referenced by id.
- **Bean properties conditionally set**
  - `<jsp:useBean ... />`  
replaced by  
`<jsp:useBean ...>statements</jsp:useBean>`
  - The statements (`jsp:setProperty` elements) are executed *only* if a new bean is created, not if an existing bean is found.

## Conditional Bean Creation: AccessCountBean

```
public class AccessCountBean {
    private String firstPage;
    private int accessCount = 1;

    public String getFirstPage() {
        return(firstPage);
    }

    public void setFirstPage(String firstPage) {
        this.firstPage = firstPage;
    }

    public int getAccessCount() {
        return(accessCount);
    }

    public void setAccessCountIncrement(int increment) {
        accessCount = accessCount + increment;
    }
}
```

30

J2EE training: <http://courses.coreservlets.com>

## Conditional Bean Creation: SharedCounts1.jsp

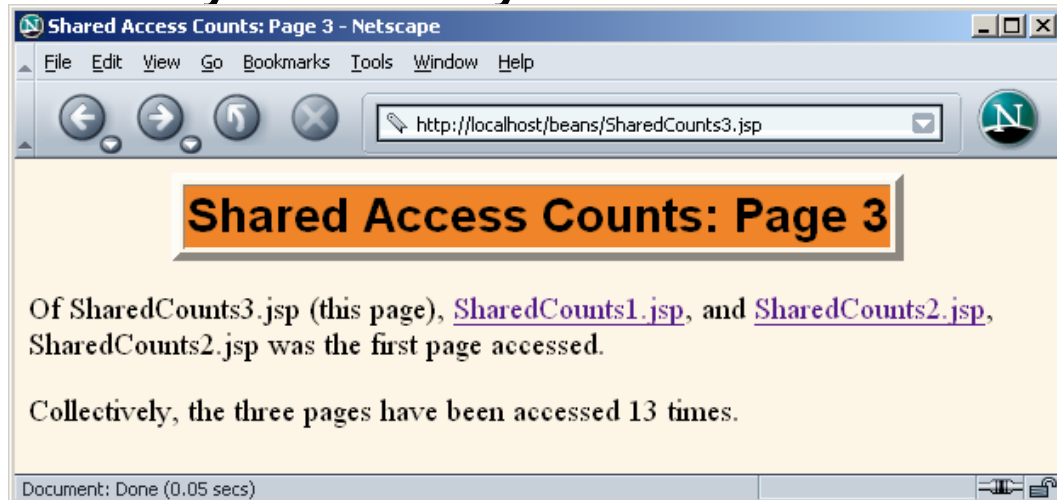
```
<jsp:useBean id="counter"
             class="coreservlets.AccessCountBean"
             scope="application">
    <jsp:setProperty name="counter"
                   property="firstPage"
                   value="SharedCounts1.jsp" />
</jsp:useBean>
Of SharedCounts1.jsp (this page),
<A HREF="SharedCounts2.jsp">SharedCounts2.jsp</A>, and
<A HREF="SharedCounts3.jsp">SharedCounts3.jsp</A>,
<jsp:getProperty name="counter" property="firstPage" />
was the first page accessed.
<P>
Collectively, the three pages have been accessed
<jsp:getProperty name="counter" property="accessCount" />
times.
<jsp:setProperty name="counter"
                 property="accessCountIncrement"
                 value="1" />
```

31

J2EE training: <http://courses.coreservlets.com>

## Accessing SharedCounts1, SharedCounts2, SharedCounts3

- SharedCounts2.jsp was accessed first.
- Pages have been accessed twelve previous times by an arbitrary number of clients



32

J2EE training: <http://courses.coreservlets.com>

## Sharing Beans in Four Different Ways

- Using unshared (page-scoped) beans.
  - Sharing request-scoped beans.
  - Sharing session-scoped beans.
  - Sharing application-scoped (i.e., ServletContext-scoped) beans.
- **Important:**
- Use different names (i.e., id in `jsp:useBean`) for different beans
    - Don't store beans in different places with same id

33

J2EE training: <http://courses.coreservlets.com>

## Sharing Beans Four Ways: Bean Code

```
package coreservlets;

public class BakedBean {
    private String level = "half-baked";
    private String goesWith = "hot dogs";

    public String getLevel() {
        return(level);
    }
    public void setLevel(String newLevel) {
        level = newLevel;
    }
    public String getGoesWith() {
        return(goesWith);
    }
    public void setGoesWith(String dish) {
        goesWith = dish;
    }
}
```

34

J2EE training: <http://courses.coreservlets.com>

## Sharing Beans Example 1: Page-Scoped (Unshared)

- **Create the bean**
  - Use `jsp:useBean` with `scope="page"` (or no scope at all, since page is the default).
- **Modify the bean**
  - Use `jsp:setProperty` with `property="*"`.
  - Then, supply request parameters that match the bean property names.
- **Access the bean**
  - Use `jsp:getProperty`.

35

J2EE training: <http://courses.coreservlets.com>

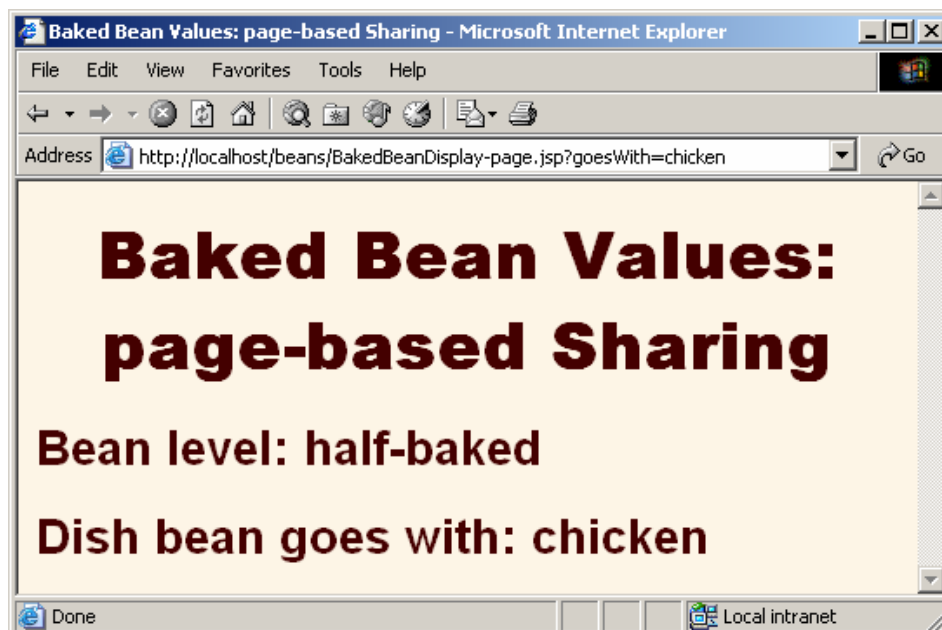
# Sharing Beans Example 1: Page-Scoped (Unshared)

```
...  
<BODY>  
<H1>Baked Bean Values: page-based Sharing</H1>  
<jsp:useBean id="pageBean"  
             class="coreservlets.BakedBean" />  
<jsp:setProperty name="pageBean" property="*" />  
<H2>Bean level:  
<jsp:getProperty name="pageBean"  
                 property="level" />  
</H2>  
<H2>Dish bean goes with:  
<jsp:getProperty name="pageBean"  
                 property="goesWith" />  
</H2>  
</BODY></HTML>
```

36

J2EE training: <http://courses.coreservlets.com>

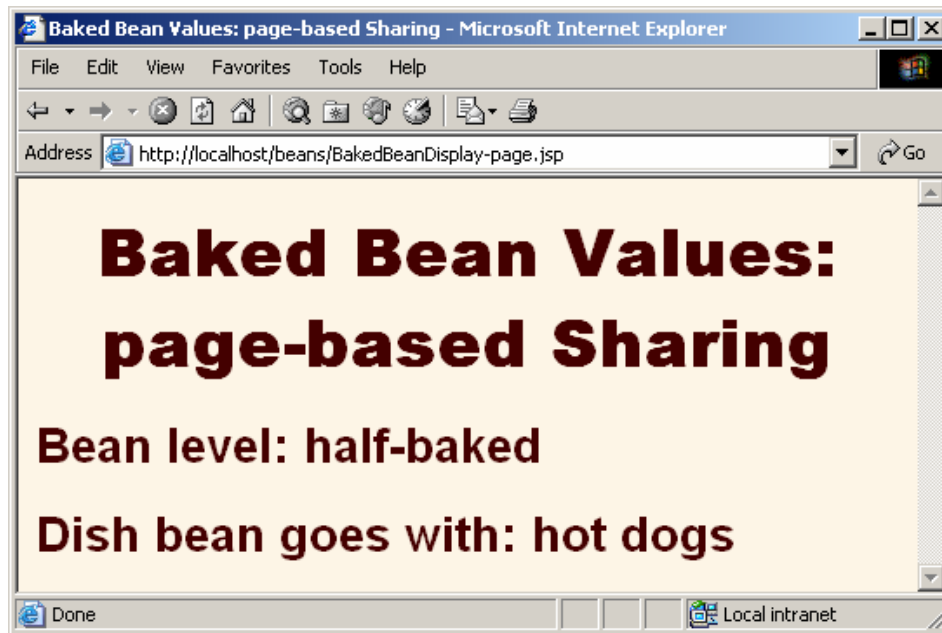
# Sharing Beans Example 1: Result (Initial Request)



37

J2EE training: <http://courses.coreservlets.com>

## Sharing Beans Example 1: Result (Later Request)



38

J2EE training: <http://courses.coreservlets.com>

## Sharing Beans Example 2: Request-Based Sharing

- **Create the bean**
  - Use `jsp:useBean` with `scope="request"`.
- **Modify the bean**
  - Use `jsp:setProperty` with `property="*"`.
  - Then, supply request parameters that match the bean property names.
- **Access the bean in the 1st (main) page**
  - Use `jsp:getProperty`.
  - Then, use `jsp:include` to invoke the second page.
- **Access the bean in the 2nd (included) page**
  - Use `jsp:useBean` with the same id as on the first page, again with `scope="request"`.
  - Then, use `jsp:getProperty`.

39

J2EE training: <http://courses.coreservlets.com>

# Request-Based Sharing: Code for Main Page

```
...
<BODY>
<H1>Baked Bean Values: request-based Sharing</H1>
<jsp:useBean id="requestBean"
             class="coreservlets.BakedBean"
             scope="request" />
<jsp:setProperty name="requestBean"
                 property="*" />
<H2>Bean level:
<jsp:getProperty name="requestBean"
                 property="level" /></H2>
<H2>Dish bean goes with:
<jsp:getProperty name="requestBean"
                 property="goesWith" /></H2>
<jsp:include page="BakedBeanDisplay-snippet.jsp" />
</BODY></HTML>
```

40

J2EE training: <http://courses.coreservlets.com>

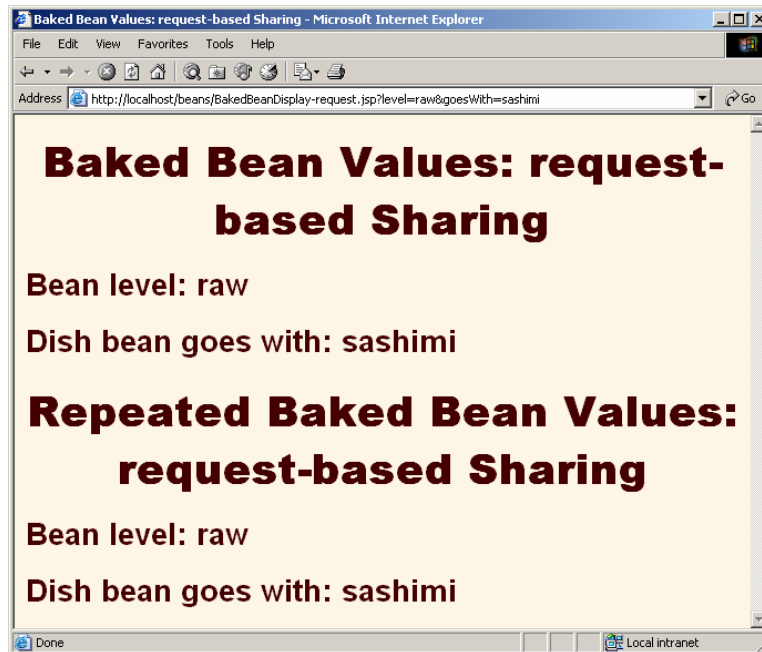
# Request-Based Sharing: Code for Included Page

```
<H1>Repeated Baked Bean Values:
request-based Sharing</H1>
<jsp:useBean id="requestBean"
             class="coreservlets.BakedBean"
             scope="request" />
<H2>Bean level:
<jsp:getProperty name="requestBean"
                 property="level" />
</H2>
<H2>Dish bean goes with:
<jsp:getProperty name="requestBean"
                 property="goesWith" />
</H2>
```

41

J2EE training: <http://courses.coreservlets.com>

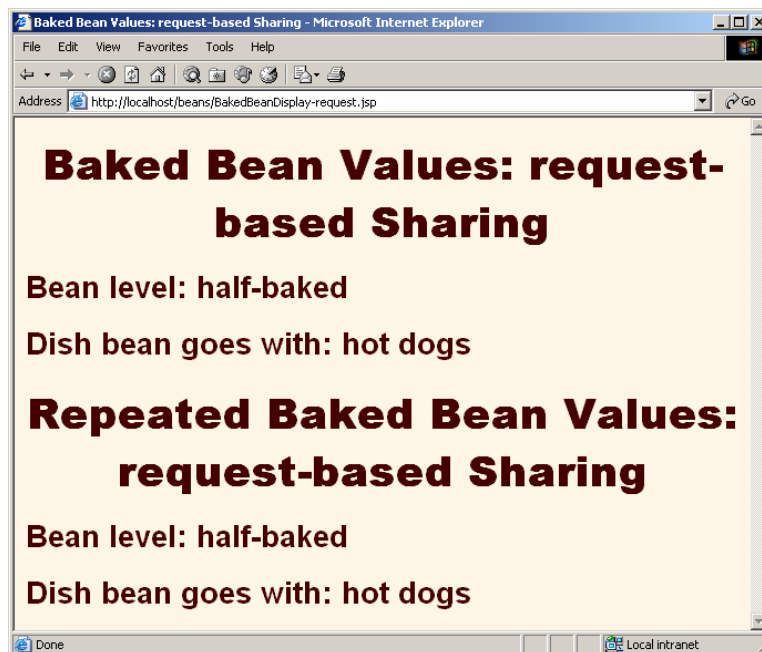
# Request-Based Sharing: Result (Initial Request)



42

J2EE training: <http://courses.coreservlets.com>

# Request-Based Sharing: Result (Later Request)



43

J2EE training: <http://courses.coreservlets.com>

## Sharing Beans Example 3: Session-Based Sharing

- **Create the bean**
  - Use `jsp:useBean` with `scope="session"`.
- **Modify the bean**
  - Use `jsp:setProperty` with `property="*"`.
  - Then, supply request parameters that match the bean property names.
- **Access the bean in the initial request**
  - Use `jsp:getProperty` in the request in which `jsp:setProperty` is invoked.
- **Access the bean later**
  - Use `jsp:getProperty` in a request that does not include request parameters and thus does not invoke `jsp:setProperty`. If this request is from the same client (within the session timeout), the previously modified value is seen. If this request is from a different client (or after the session timeout), a newly created bean is seen.

44

J2EE training: <http://courses.coreservlets.com>

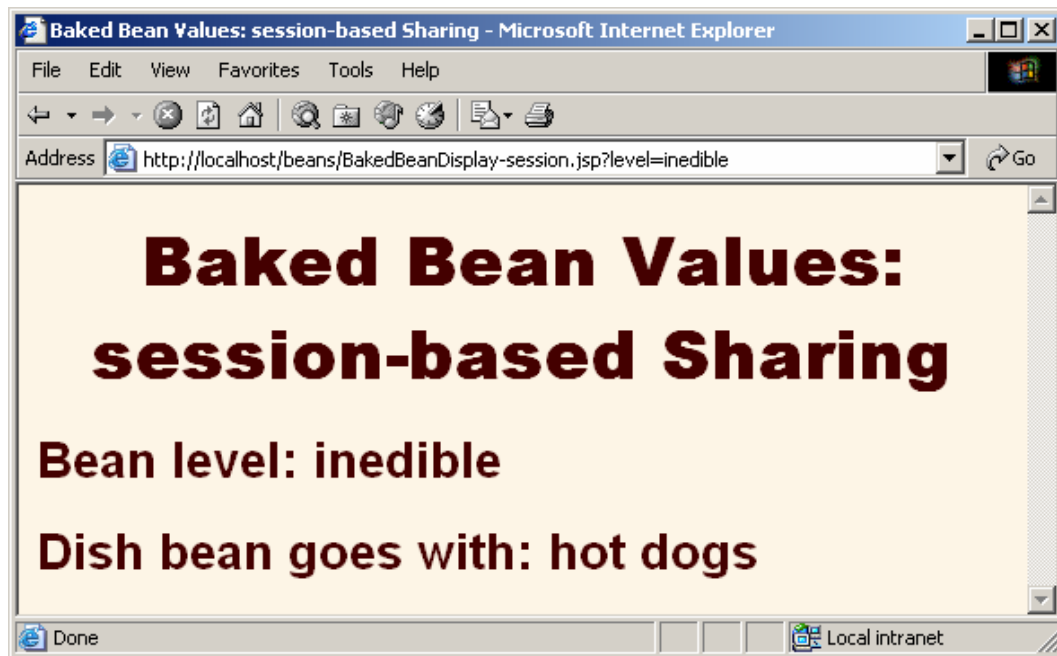
## Session-Based Sharing: Code

```
...
<BODY>
<H1>Baked Bean Values: session-based Sharing</H1>
<jsp:useBean id="sessionBean"
             class="coreservlets.BakedBean"
             scope="session" />
<jsp:setProperty name="sessionBean"
                 property="*" />
<H2>Bean level:
<jsp:getProperty name="sessionBean"
                 property="level" />
</H2>
<H2>Dish bean goes with:
<jsp:getProperty name="sessionBean"
                 property="goesWith" />
</H2></BODY></HTML>
```

45

J2EE training: <http://courses.coreservlets.com>

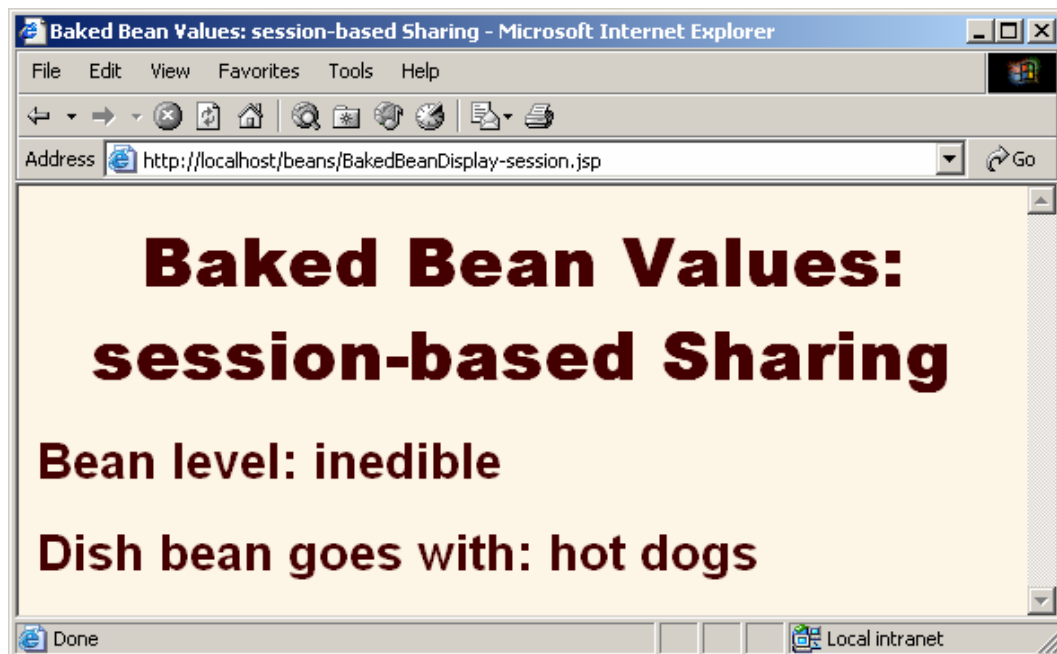
## Session-Based Sharing: Result (Initial Request)



46

J2EE training: <http://courses.coreservlets.com>

## Session-Based Sharing: Result (Later Request -- Same Client)



47

J2EE training: <http://courses.coreservlets.com>

## Session-Based Sharing: Result (Later Request -- New Client)



48

J2EE training: <http://courses.coreservlets.com>

## Sharing Beans Example 4: Application-Based Sharing

- **Create the bean**
  - Use `jsp:useBean` with `scope="application"`.
- **Modify the bean**
  - Use `jsp:setProperty` with `property="*"`.
  - Then, supply request parameters that match the bean property names.
- **Access the bean in the initial request**
  - Use `jsp:getProperty` in the request in which `jsp:setProperty` is invoked.
- **Access the bean later**
  - Use `jsp:getProperty` in a request that does not include request parameters and thus does not invoke `jsp:setProperty`. Whether this request is from the same client or a different client (regardless of the session timeout), the previously modified value is seen.

49

J2EE training: <http://courses.coreservlets.com>

# Application-Based Sharing: Code

```
<BODY>
<H1>Baked Bean Values:
application-based Sharing</H1>
<jsp:useBean id="applicationBean"
             class="coreservlets.BakedBean"
             scope="application" />
<jsp:setProperty name="applicationBean"
                property="*" />

<H2>Bean level:
<jsp:getProperty name="applicationBean"
                 property="level" />

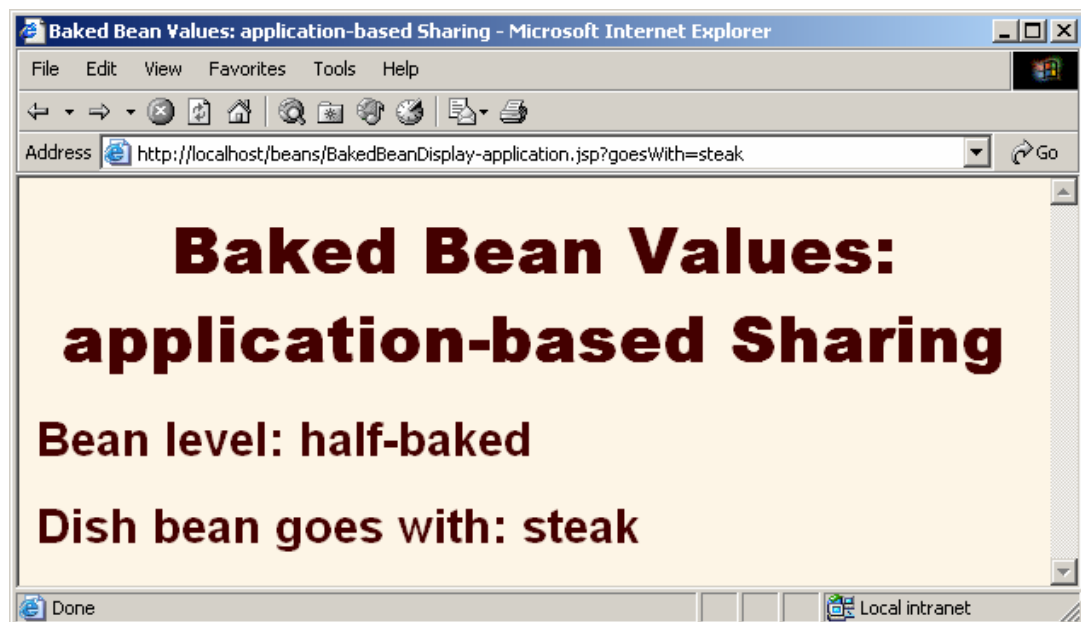
</H2>
<H2>Dish bean goes with:
<jsp:getProperty name="applicationBean"
                 property="goesWith" />

</H2></BODY></HTML>
```

50

J2EE training: <http://courses.coreservlets.com>

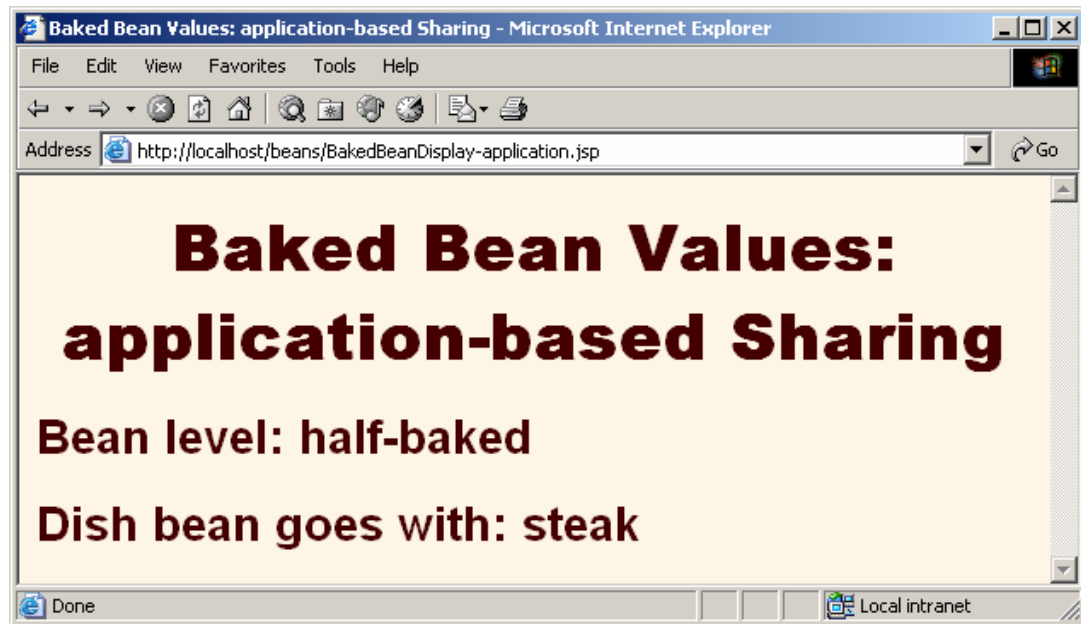
# Application-Based Sharing: Result (Initial Request)



51

J2EE training: <http://courses.coreservlets.com>

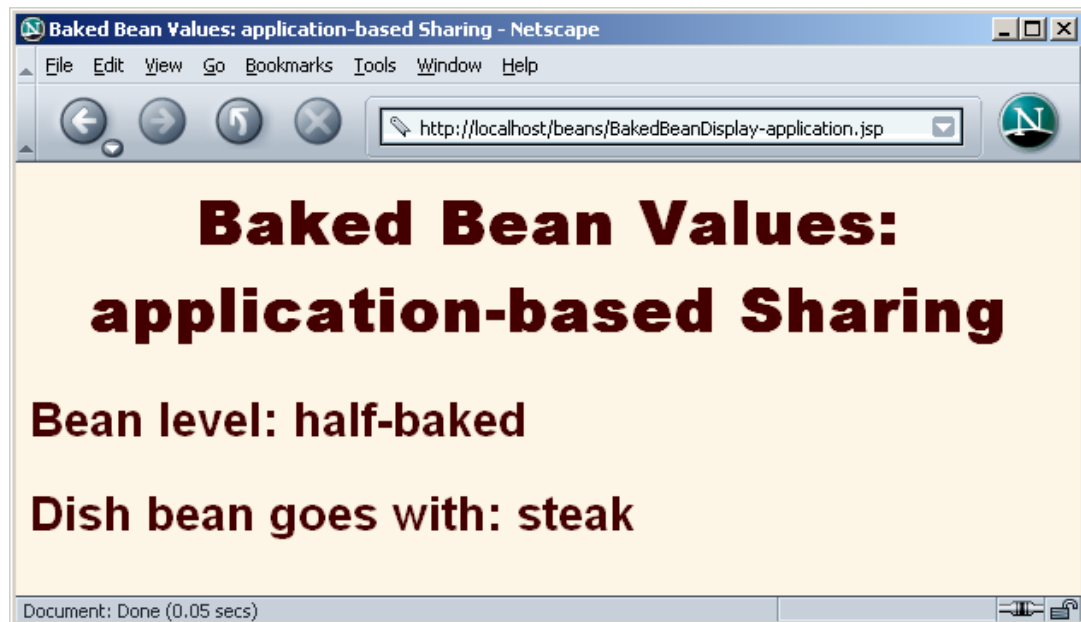
## Application-Based Sharing: Result (Later Request -- Same Client)



52

J2EE training: <http://courses.coreservlets.com>

## Application-Based Sharing: Result (Later Request -- New Client)



53

J2EE training: <http://courses.coreservlets.com>

# Summary

- **Benefits of `jsp:useBean`**
  - Hides the Java syntax
  - Makes it easier to associate request parameters with Java objects (bean properties)
  - Simplifies sharing objects among multiple requests or servlets/JSPs
- **`jsp:useBean`**
  - Creates or accesses a bean
- **`jsp:getProperty`**
  - Puts bean property (i.e. `getXxx` call) into servlet output
- **`jsp:setProperty`**
  - Sets bean property (i.e. passes value to `setXxx`)

54

J2EE training: <http://courses.coreservlets.com>

© 2007 Marty Hall



## Questions?

Customized J2EE Training: <http://courses.coreservlets.com/>

Servlets, JSP, Struts, JSF, EJB3, Ajax, Java 5, Java 6, etc. Ruby/Rails coming soon.

Developed and taught by well-known author and developer. At public venues or onsite at *your* location.

55